


ALPHA

Air and Hydro Cooling Recycling Extruder



The **ALPHA** recycling extruder uses Plasmac's unique dual diameter Short Screw Technology (S.S.T.).

PRINCIPLE OF OPERATION

➤ The waste material is directly fed into the screw meaning no prior size reduction is required. Due to this, little or no dust is produced which means a higher quality pellet with the lowest levels of gels possible. The S.S.T. ensures low shear and runs at low melt temperatures guaranteeing an absolute minimum of material degradation producing the highest quality recycled pellet.

ANCILLARIES

- **TRIM BASKET**
For feeding inline trims into the recycling extruder.
- **FLAKE FEEDER**
Used to feed flakes or chips into the extruder.
- **ROLL FEED**
Used to feed off-spec or scrap reels into the extruder, can be used simultaneously with the trim basket.
- **SUPATRIM - TRIM PULLING NIP**
Used to convey tacky or extensible trims to the extruder.
- **SCREEN CHANGERS**
Manual or automatic systems available, used when running offline products i.e. reels, flake etc.

MAIN FEATURES



Minimal power consumption & the highest output/kW of installed power in the market.

Giving you lower running cost and therefore the quickest return on your investment.



Low shear, minimum process dwell time and the absolute minimum or material degradation.

Means you can recycle all of your scrap material into high quality pellets, reducing your material costs and improving your profitability.



Direct extrusion design, no prior size reduction required.

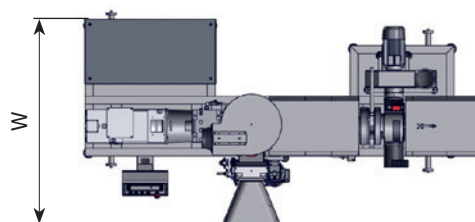
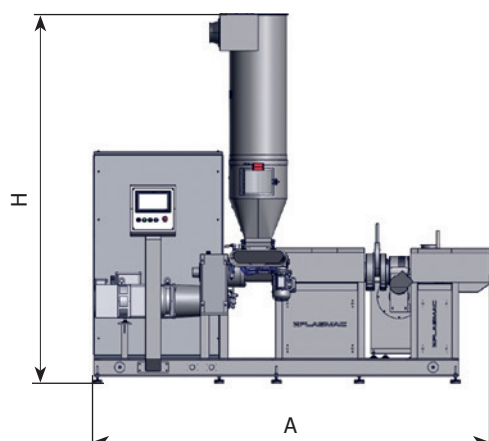
Requires no other costly equipment, reduces maintenance and increases your productivity, therefore improving your profitability.



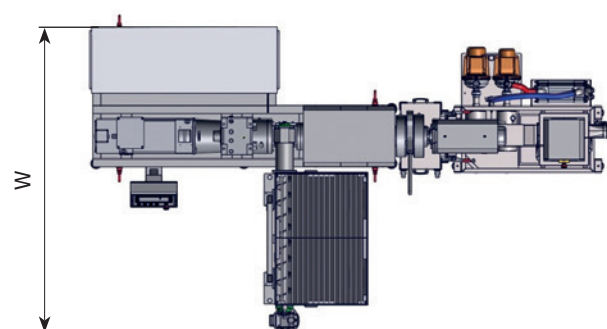
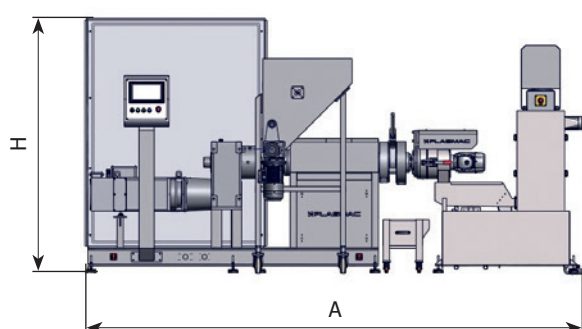
Smallest footprint recycling machine available on the market.

Minimal floor space is required.

TECHNICAL DATA



MODEL	*Output (Kg/h)	Extruder Motor (kW)	Floor Space (m ²)	A (mm)	W (mm)	H (mm)	**Weight (Kg)
AS AC	75	15	4,5	2769	1574	2875	1100
AS PLUS AC	80	19	5	3096	1592	2907	1200
AM AC	100	31	6,5	3417	1886	2925	1600



MODEL	*Output (Kg/h)	Extruder Motor (kW)	Floor Space (m ²)	A (mm)	W (mm)	H (mm)	**Weight (Kg)
AS HC	75	15	10,5	4279	2400	1800	1500
AS PLUS HC	90	19	10,5	4383	2400	1800	1400
AM HC	130	31	11	4587	2400	2000	1800
AL HC	180	46	13,5	5622	2400	2000	1900
AXL HC	230	60	25	8900	2800	2500	4000

* Depends on the type and the format of the material ** Depends on the installed accessories.

Plasmac reserves the right to alter the specifications indicated in this catalogue at any time and without prior notice.

